

Care Management PCMH Committee

Person-Centered Medical Home
Program Update
October 8, 2025



PCMH Program Status

As of September 30, 2025

PCMH Program Participants		Sites		Providers	
8/31/25	9/30/25	8/31/25	9/30/25	8/31/25	9/30/25
123	123	559	559	2,564	2,557

99 PCMH Approved Practices NCQA Sustained Recognition	12 Glide Path Practices Working Towards NCQA Recognition	1 Glide Path Renewal Practices Working towards NCQA Renewal Recognition	16 PCMH Accredited Practices Includes FQHCs
---	---	--	--

Note: 5 Practices have sites in both PCMH & Glide Path Programs

PCMH Approved Practices

PCMH Approved Practices

8/31/25

99

9/30/25

99

New Approved Practices: 0

Completed Glide Path: 0

Moved to Glide Path Renewal: 0

Practices Termed: 0

PCMH Approved Sites

8/31/25

399

9/30/25

399

New Approved Sites: 0

Completed Glide Path: 0

Completed Glide Path Renewal: 0

Sites Termed: 0

PCMH Approved Providers

8/31/25

1,891

9/30/25

1,884

Completed Glide Path: 0

Completed Glide Path Renewal: 0

Providers Added: 7

Providers Termed: 14

PCMH Adult & Pediatric Practices

99 PCMH Approved
Practices

399
PCMH Approved Sites

31 Internal
Medicine
PCMH
Practices
with **167** Sites

21 Family
Medicine
PCMH
Practices
with **115** Sites

65 Pediatric
PCMH
Practices
with **116** Sites

1 Geriatric
PCMH
Practice
with **1** Site

This data reflects current information through September 30, 2025

*Note: 8 Practices have sites in 3 of the 4 categories & 3 Practices have sites in 2 of the 4 categories.
Sites are counted once.*

PCMH Glide Path Practices

Glide Path Practices

8/31/25

12

9/30/25

12

New Practices: 0

Completed Glide Path: 0

Practices Termed: 0

Glide Path Renewal (GPR) Practices

8/31/25

1

9/30/25

1

Completed GPR: 0

Moved to GPR: 0

Glide Path Sites

8/31/25

17

9/30/25

17

New Practice Sites: 0

Completed Glide Path: 0

Sites Termed: 0

Glide Path Providers

8/31/25

50

9/30/25

47

New Providers: 0

Completed Glide Path: 0

Providers Added: 0

Providers Termed: 3

2 Sites 5 Providers

Sites Completed GPR: 0

Sites Moved to GPR: 0

Providers Completed GPR: 0

Providers Moved to GPR: 0

PCMH Accredited Program Participants

Federally Qualified Health Centers (FQHCs) and FQHC look-alikes are program participants*

PCMH Accredited Participants

8/31/25

16

9/30/25

16

No Change

PCMH Accredited Sites

8/31/25

141

9/30/25

141

Sites Added: 0

Sites Termed: 0

PCMH Accredited Providers

8/31/25

618

9/30/25

621

Providers Added: 5

Providers Termed: 2

*Federally Qualified Health Centers (FQHCs) and FQHC look-alikes are PCMH program participants if they are pursuing and/or have obtained the Joint Commission Ambulatory Care accreditation with Primary Care Medical Home certification as well as NCQA recognition.



PCMH CY2025 Program Recruitment

Recruitment as of September 30, 2025

- **5 New Practice Sites**
 - 2 New Practice Sites
 - 3 New Sites from Current PCMH Practices
- **8 Providers**
 - 8 From New Practice Sites
 - 0 From New Sites from Current PCMH Practice

Non-PCMH CY2025 Practice Outreach

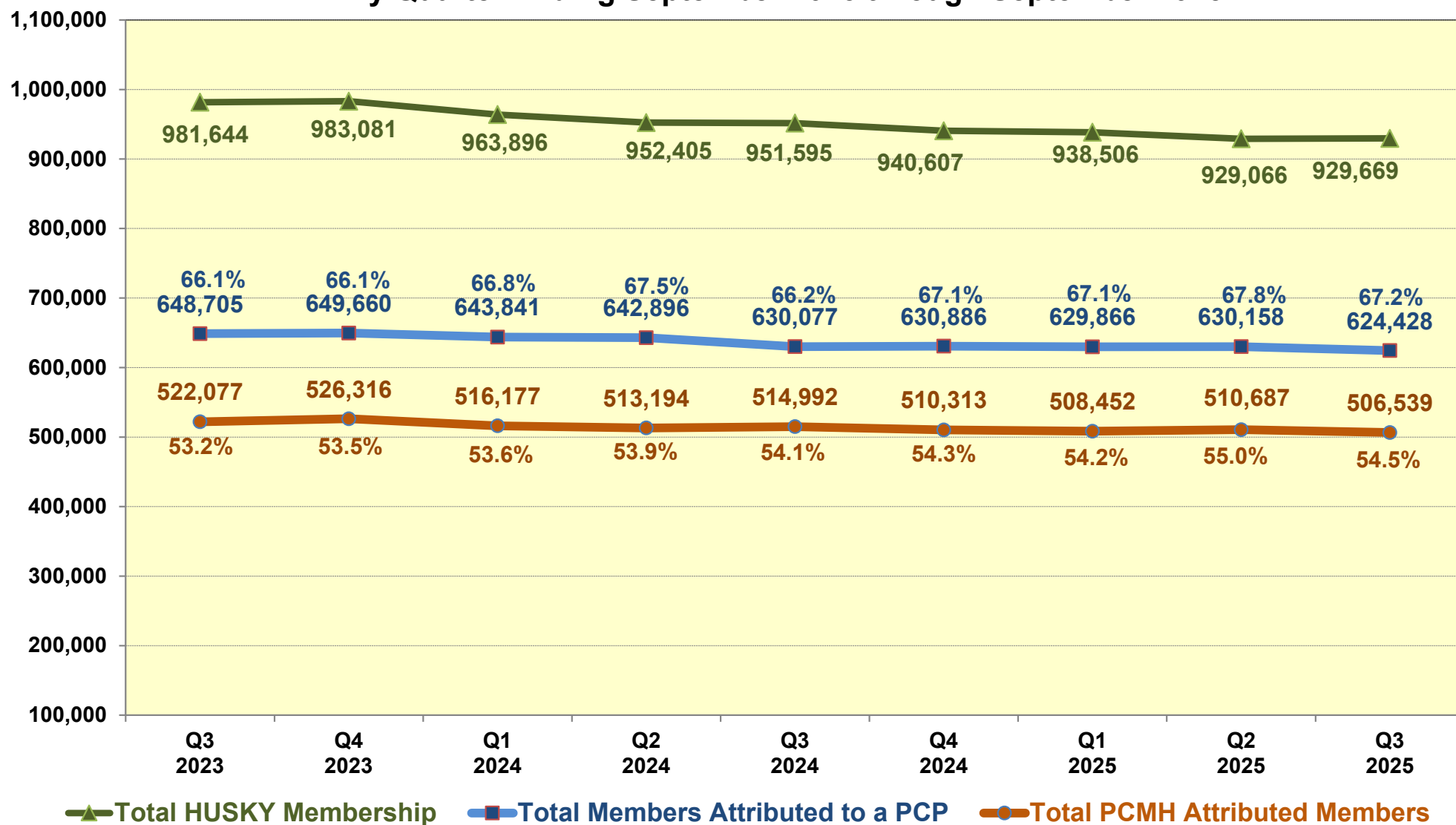
STATUS	#	STATUS	#
Open-Defining Status: Practice has been outreached regarding PCMH but has not meaningfully responded	86	Closed: (Practices gave the following reasons not to pursue PCMH):	99
Open-Educating: Practice has responded to outreach about PCMH and is engaged	58	▪ Additional Work (DSS, NCQA)	7
Open-Interested: Practice has responded to outreach about PCMH, engaged, and is actively interested in PCMH	1	▪ No EHR	26
Watch-List: Practice responded to outreach, was engaged, and has given no definitive reason to close as a PCMH Opportunity	24	▪ Not a PCP	7
		▪ Population - Small Panel	22
		▪ Population - Non Compliant	4
		▪ Solo Practitioner	16
		▪ Staff Constraint/Turnover	1
		▪ Termed PCMH Practice	16
		Grand Total	268

This data reflects current information through August 2025

PCMH Program Member Attribution

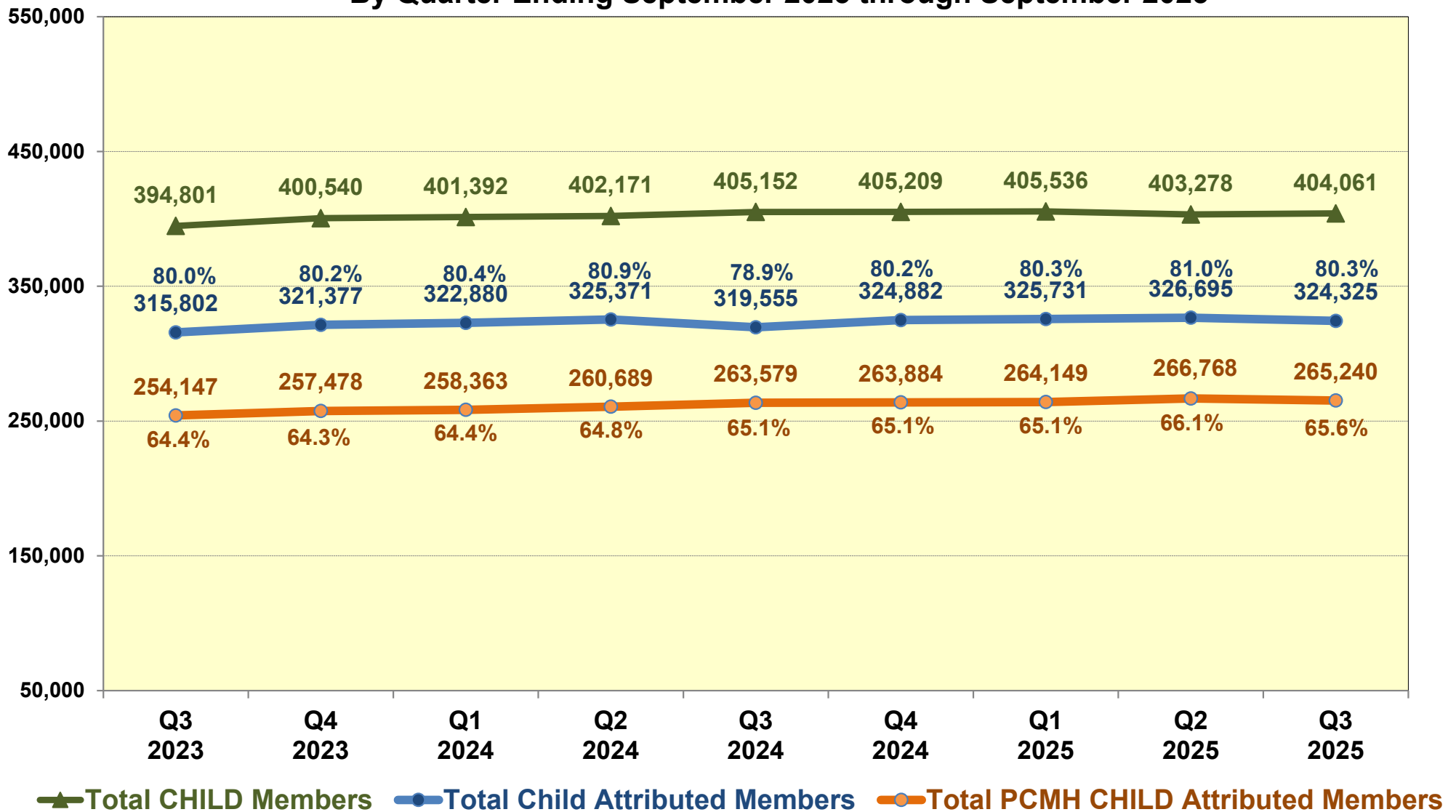
Summary of Total HUSKY Membership, Total Members Attributed to a PCP
and Total PCMH Attributed Members

By Quarter Ending September 2023 through September 2025



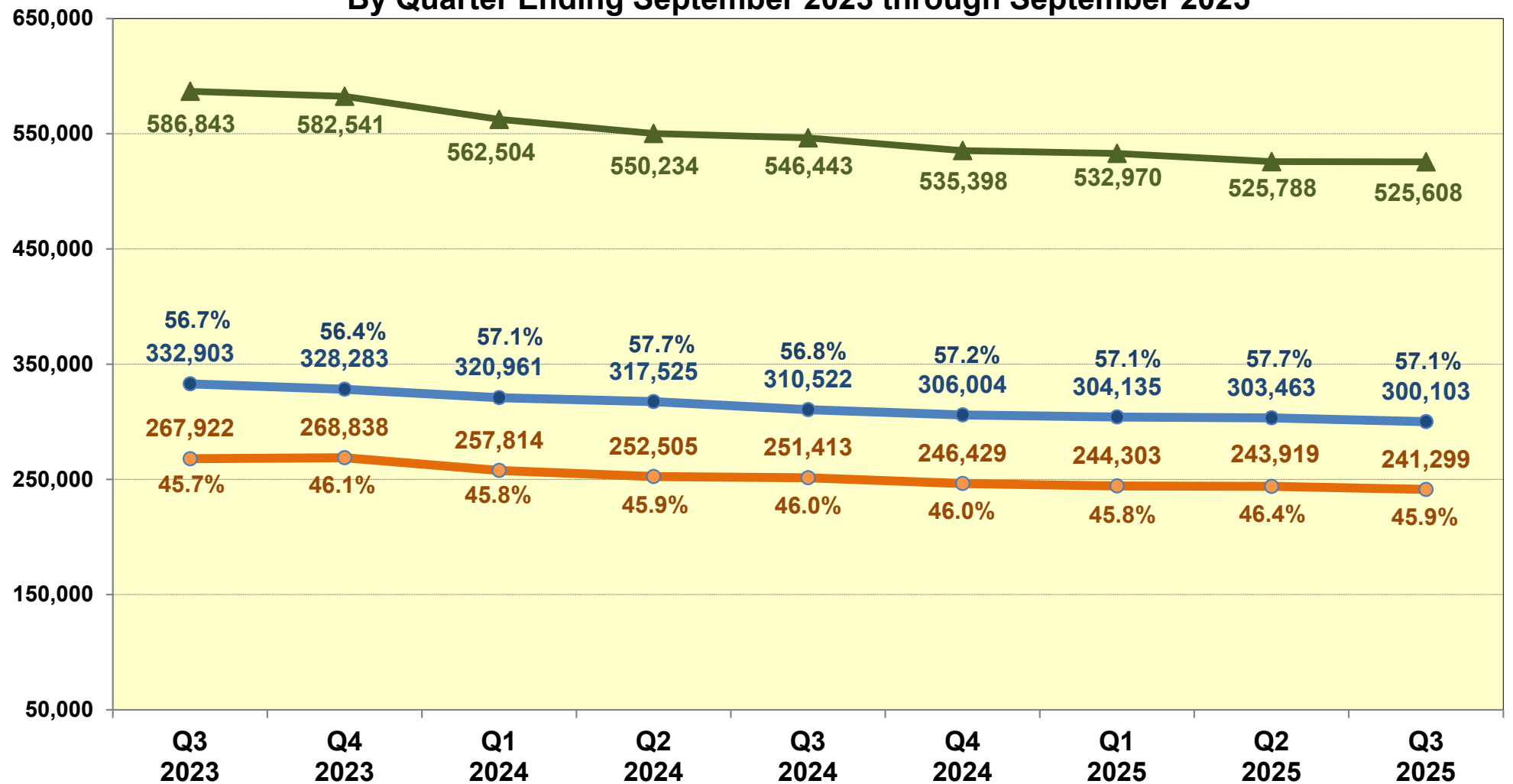
PCMH Program CHILD Member Attribution

Comparison of Total CHILD Members, Total CHILD Attributed Members,
and Total PCMH CHILD Attributed Members
By Quarter Ending September 2023 through September 2025



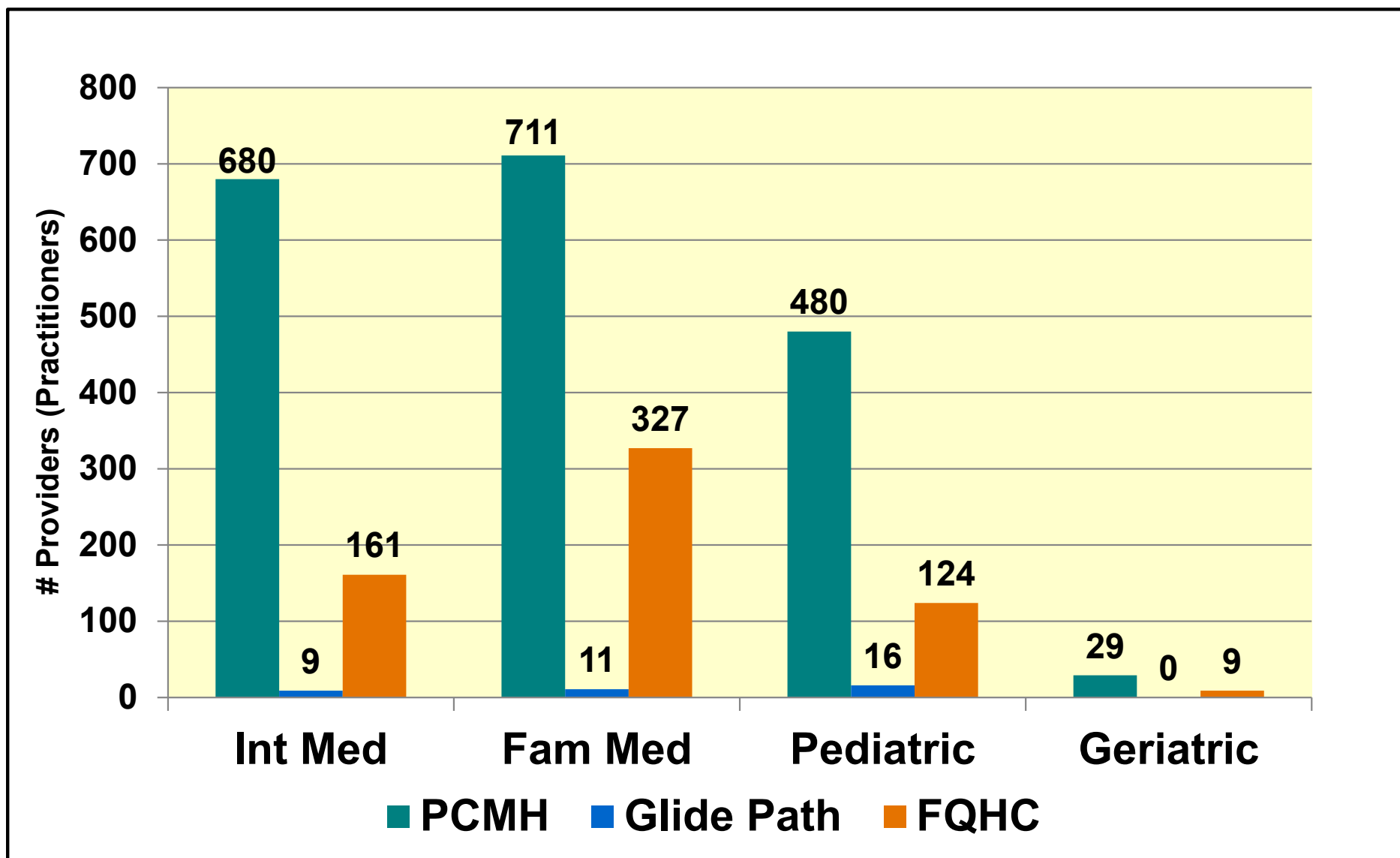
PCMH Program ADULT Member Attribution

Comparison of Total ADULT Members, Total ADULT Attributed Members,
and Total PCMH ADULT Attributed Members
By Quarter Ending September 2023 through September 2025

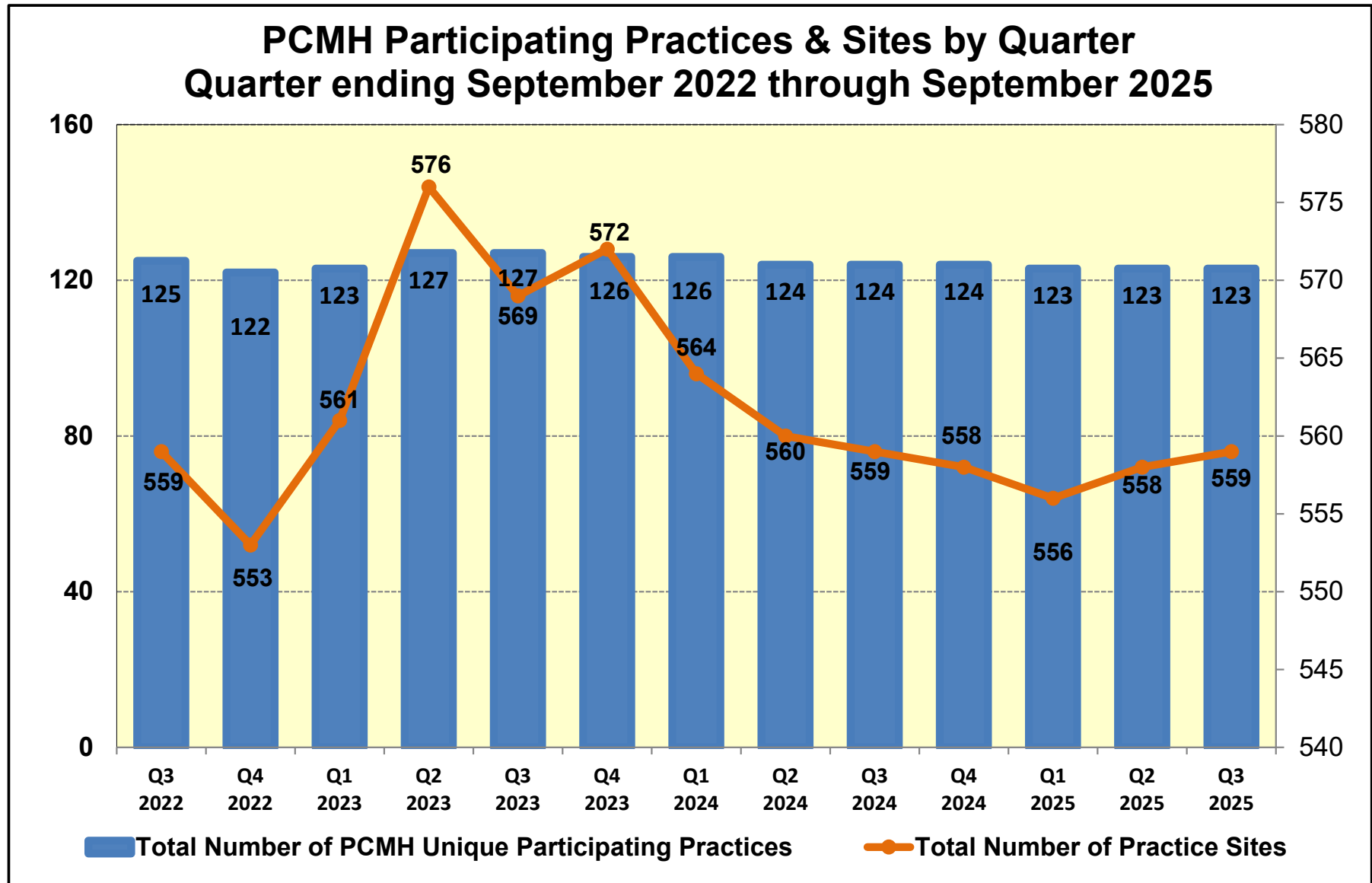


▲ Total ADULT Members ● Total Adult Attributed Members ● Total PCMH ADULT Attributed Members

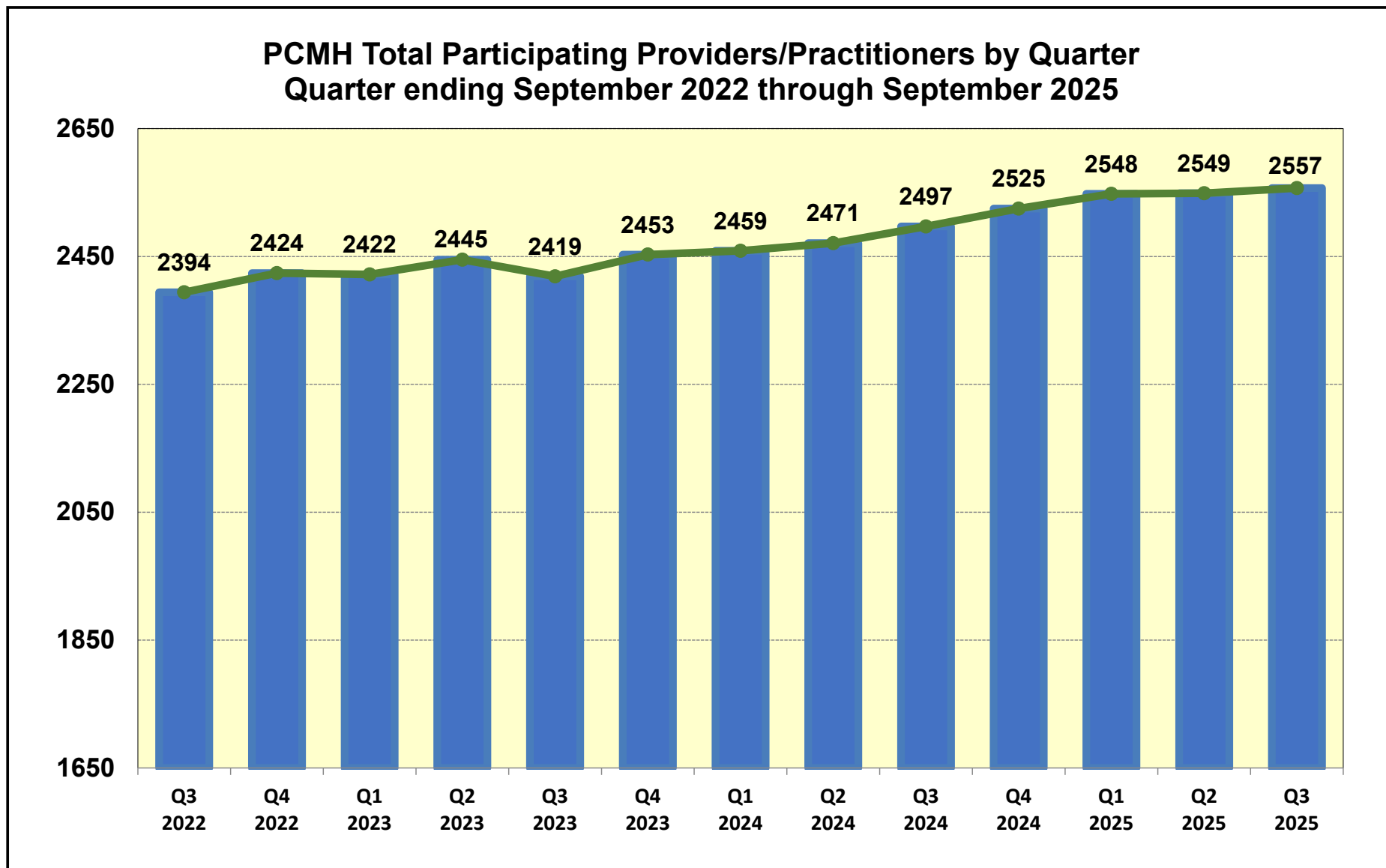
Provider Specialty by PCMH Program Participation as of September 30, 2025



PCMH Program Trends-Practices & Sites



PCMH Program Trends - Providers



CPTS Practice QI Engagement

■ Measurement year (MY) 2025 QI Activity Summary¹

	PCMH	Glide Path	FQHC	TOTAL
Contacted Practices	88	9	15	112
Engaged Practices	77	9	15	101
Engagement Rate	88%	100%	100%	90%

■ Measurement year (MY) 2024 Final Results

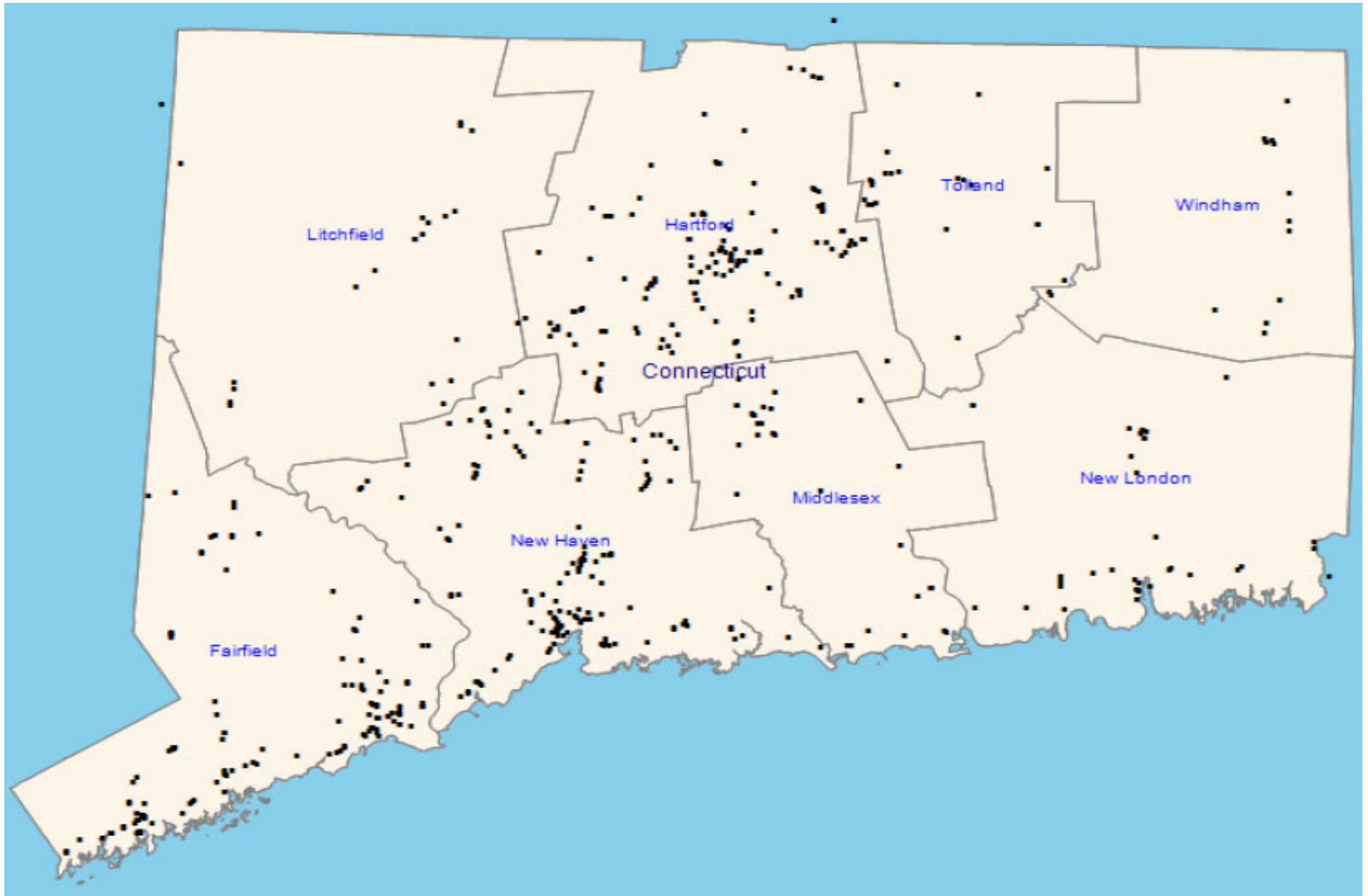
- 91 engaged PCMH practices (increase of 22 practices from 2023)
- Improved 37 different measures
- Overall, a 3% - 57.5% net rate increase was demonstrated

¹ Results reflect Q.I. activity from January 1, 2025, to August 31, 2025.



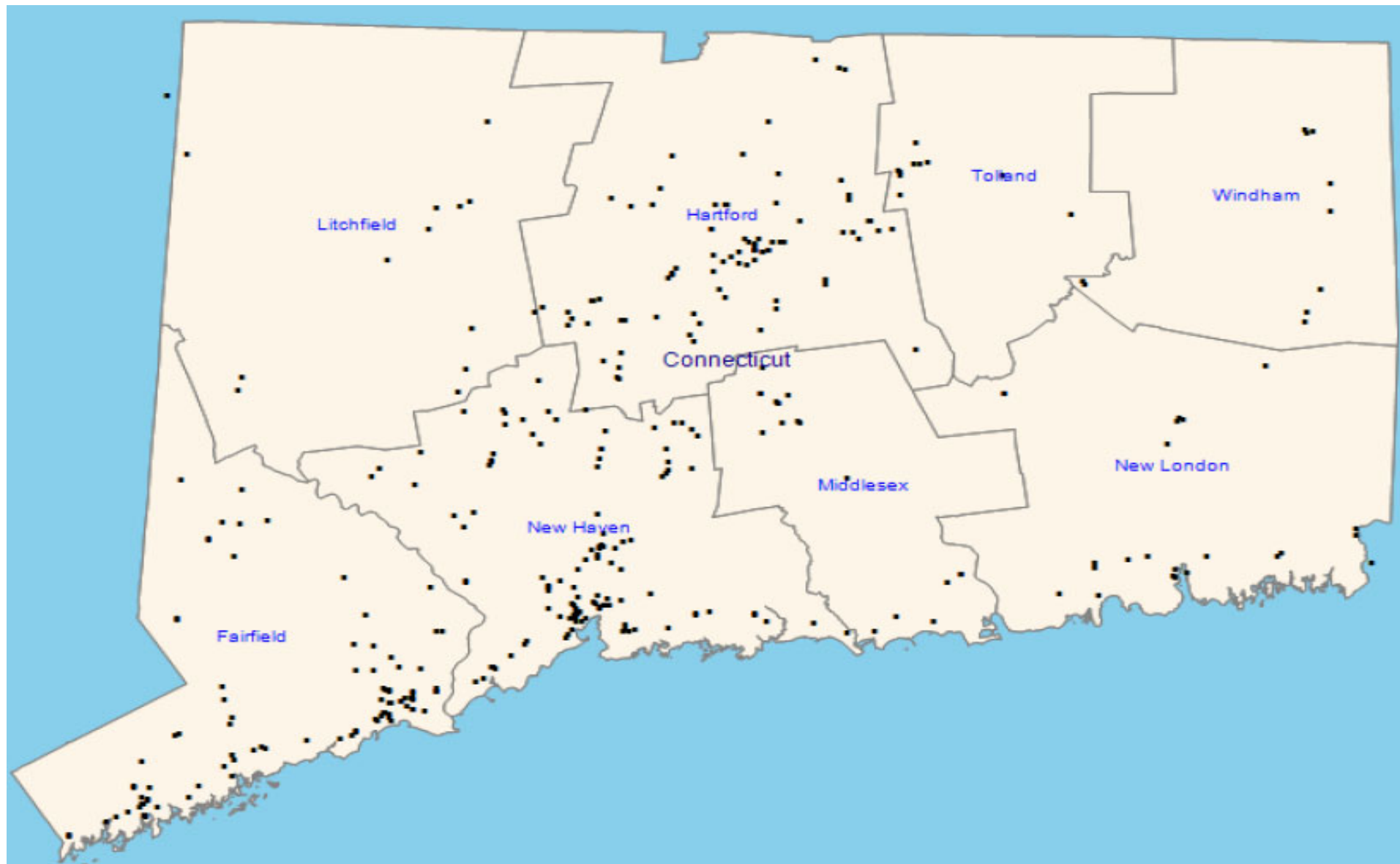
PCMH Practice Site Locations

All PCMH Program Practice Site Locations



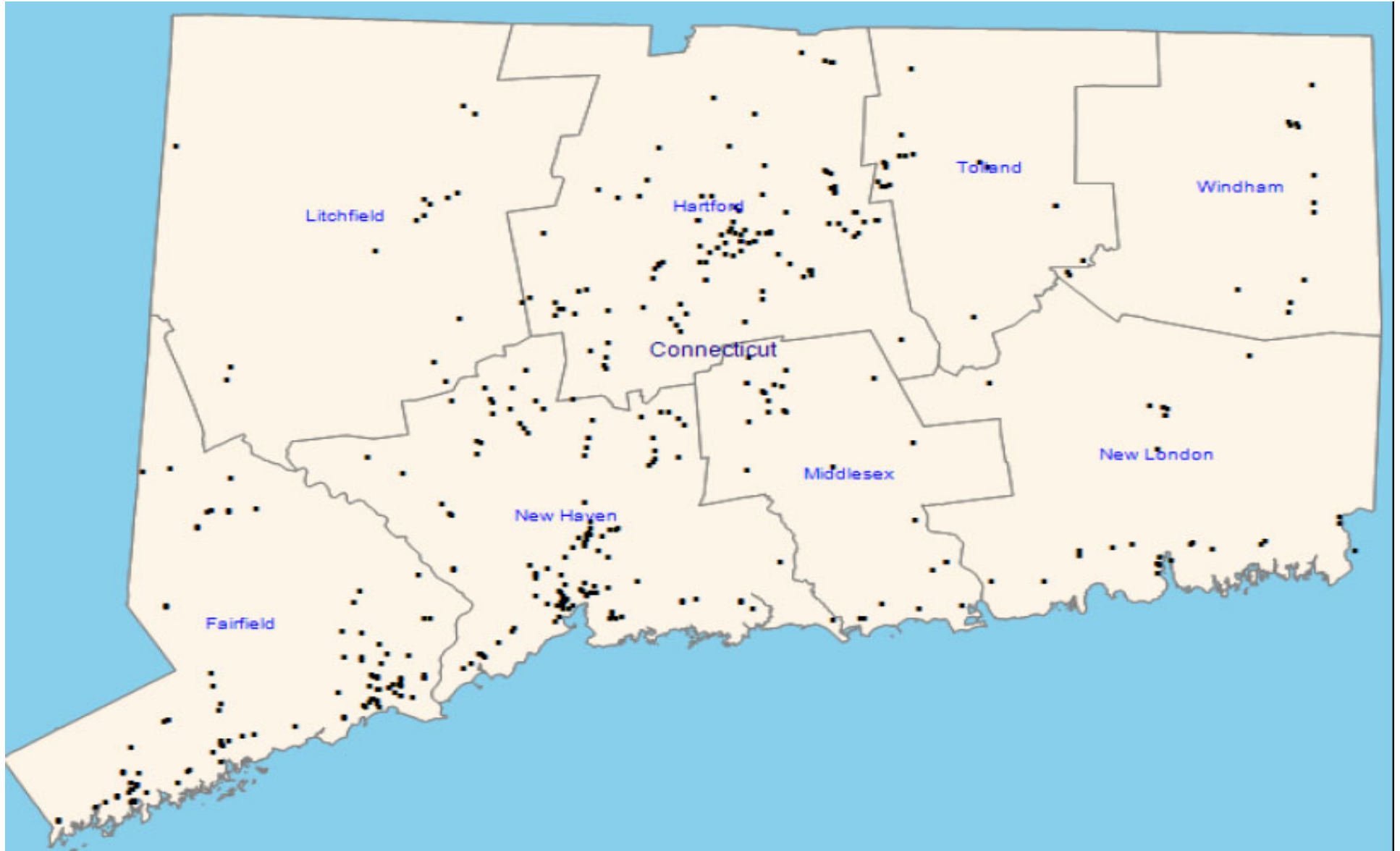
Note: Data is as of September 30, 2025. Maps are updated Quarterly

Internal Medicine PCMH Program Practice Site Locations



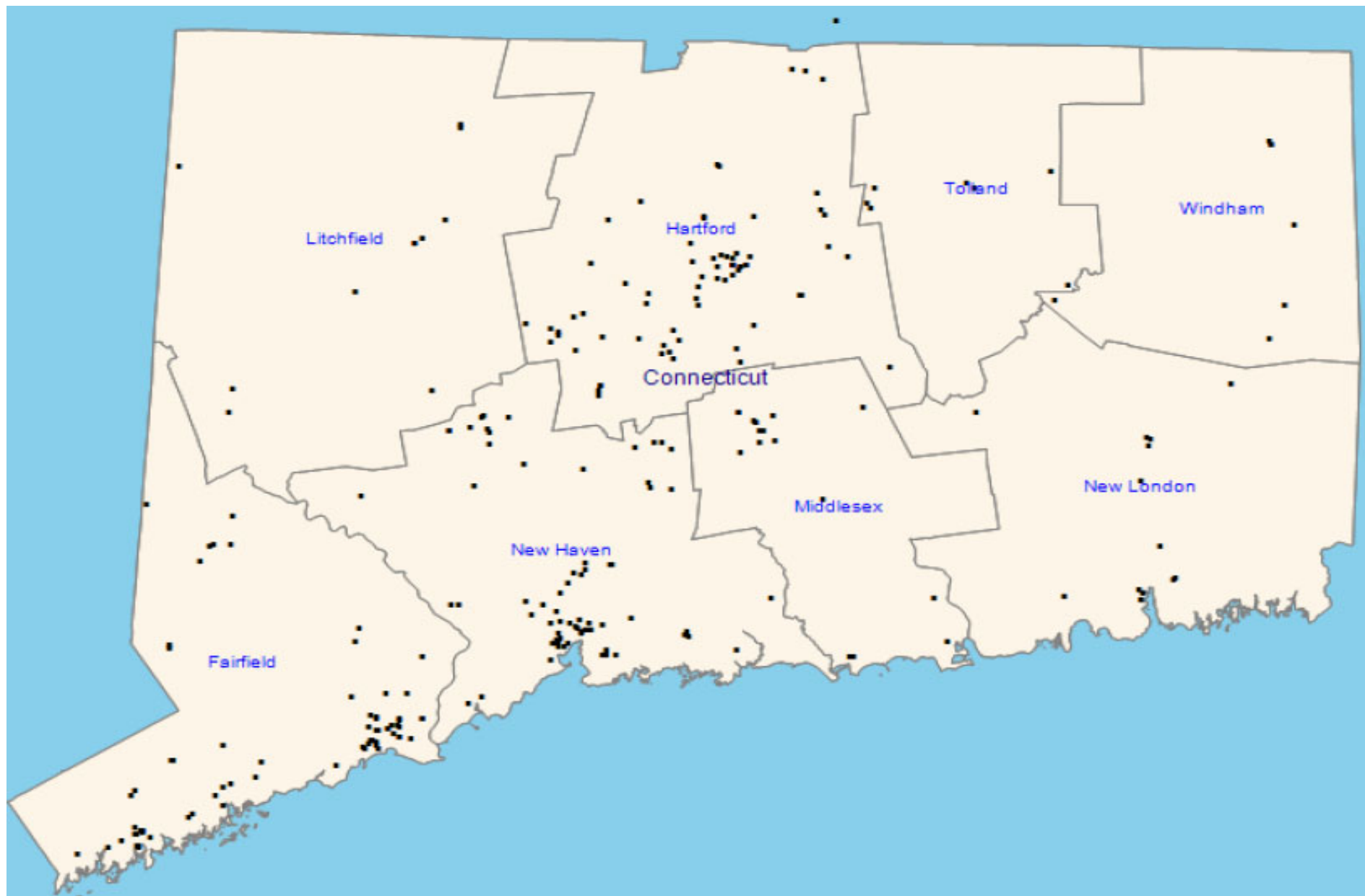
Note: Data is as of September 30, 2025

Family Practice PCMH Program Practice Site Locations



Note: Data is as of September 30, 2025

Pediatric PCMH Program Practice Site Locations



Note: Data is as of September 30, 2025